



MANUAL HELMET:
JUNO



Scan for more languages

Hplus-mobility nv - Kermisstraat 9-11 - 8800 Roeselare -Belgium
info@hplus-mobility.com - +32 50 960409 - www.hplus-mobility.com

ABOUT THE LIMITS OF THE
BIKE HELMET

The helmet will not protect against injury in all types of accidents,even while wearing a helmet, low speed accident may result in serious head injury or death.

Because every accident scenario is different, it is impossible to know whether use of a helmet will provide partial or complete protection. Studies have shown that you are better off with a helmet than without one.

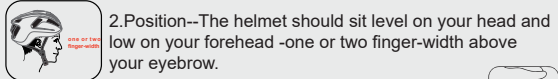
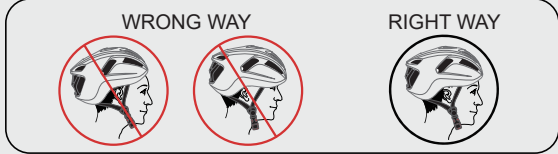
A helmet does not protect what it doesn't cover, and as noted it may not protect what it does cover. A helmet will not protect against injuries to the spine, neck, or face.

ANNOUNCEMENTS

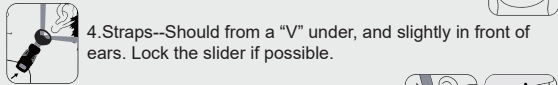
1. For your safety, the safety buckle should be buckled up when you are using the helmet.
2. Before and after use, the helmet should be checked if it has any signs of wear and tear and it's extent of damage.
3. Do not modify helmet or its attachments.
4. Use only mild soap, water and non-abrasive cloth to clean shell, pads and retention system.
5. Use of organic chemicals and cleaning solvents can cause unseen damage to the helmet.
6. Exposure to extreme temperatures can cause unseen damage to the helmet.
7. If a proper fit cannot be achieved do not wear the helmet.
8. The helmet is recommended to be replaced after 3 years of normal use.

WEARING TO FIT THIS HELMET

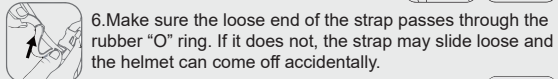
1.Size--Measure your head for approximate size, Try the helmet on to ensure it fits comfortably. While it is sitting flat on top of your head, make sure the helmet doesn't rock side to side.



3.Adjustable fit system, turn the dial to adjust the tightness.



5.Buckles-Place the Chin buckle on the side, as shown on the picture.



7.Chin Strap--Buckle your chin strap. Tighten the strap until it is snug, so that no more than one or two fingers fit under the strap.

WARNING ▲

1. This helmet is designed for pedal cyclists and skateboarders or roller skaters. Not designed for motor sport use.
2. Not designed for multiple impact use. Impact can cause unseen damage to the helmet.
- 3.The helmet subjected to a severe impact should be discarded and destroyed.
4. For maximum protection, this helmet must be fitted and attached properly to the wearer's head in accordance with the following instruction.If after adjustment the helmet does not fit properly, do not use the helmet. Return to the retailer.

This helmet is in conformity with the regulation(EU) 2016/425
Certificated(CE) by European standard test.
Test standard:EN 1078:2012+A1:2012.

EU type examination conducted by:
TÜV SÜD DANMARK ApS
Strandvejen 125· 2900 Hellerup, Denmark
Notified Body No. 2443

Manufacturer: HUIZHOU LANOVA OUTDOOR PRODUCTS CO., LTD.
Address: Yuanzhou, Boluo, Huizhou, 516123, Guangdong, China

